

SCHOOLS & FAMILY

LEARNING

Educational visits


PRIMARY

INFORMATION FOR TEACHERS
AND COMMUNITY GROUPS

KS1

KS2

SEND



Welcome to the iconic cathedral in the City of London

St. Paul's Cathedral can offer so much to support teaching in school

Who are we?

The Schools and Family Learning Department are based in St Paul's Cathedral. We are a team who include teachers and education professionals with a wide range of specialisms. We work with both the amazing architecture and St. Paul's role as a Christian place of worship, linking it all into the National Curriculum, your local agreed syllabus, and qualification specifications.

What can teachers expect to gain by visiting?

We offer a diverse range of subject based sessions, which link directly into the building's history and use as a place of worship. A visit to us will give your students the opportunity to put classroom learning in context through differentiated, high quality, guided sessions.

We are recommended by teachers

99.3% of teachers bringing a school group in 2022 regarded their visit to us as 'good-excellent' (out of a total of 23,000 children and young people visiting).

"Wow - this was the best school visit we have done! We could not have wished for more knowledgeable, friendly and supporting staff working with our children from your learning team. From the point of booking to the day they had our children's learning at the core of everything they did. They provided an excellent tour and work session which encompassed everything we hoped for and more. Children were mesmerised and engaged by not only the wonderful architecture but the insightful and interesting knowledge from our guides. This kept all children engaged. When else would our children have the opportunity to lay on the floor of St. Paul's and explore the wonderful mosaics, sing whilst sitting in the choir and have the chance to talk to clergy and take part in worship within this wonderful space. Thank you so much - we would recommend to everyone and I'm sure we will be making a return visit."

Primary school teacher November 2022




Discover St. Paul's

General guided visit


Create a bespoke visit to meet your learning objectives

- An introduction to an iconic space
- Explore the religious symbolism of the Cathedral's artefacts and art
- Find out about St. Paul and look at the paintings in the dome that tell the story of his life
- Learn about how historical events such as the Great Fire of London in 1666 and World War 2 have shaped St. Paul's
- Visit some of the tombs and memorials such as Florence Nightingale and Sir Christopher Wren
- See works of art by artists such as William Holman Hunt, Henry Moore and Gerry Judah
- View the mosaics in the Quire
- Look at the role the Cathedral plays in London today.



Aims of the visit:

- To introduce pupils to all aspects of St Paul's Cathedral, past and present.
- Can be tailored to your own aims and objectives



Key Stage Suitability:

- EYFS
- KS1
- KS2




Learn more about what happens in a Christian place of worship

- Learn about the Cathedral's daily pattern of worship, prayer and festivals
- Discover objects and spaces within the Cathedral used for worship
- Explore when and how the Cathedral is used
- View the Quire mosaics
- Find out about the signs and symbols within St Paul's Cathedral
- Investigate carvings, crosses, paintings and mosaics to discover their meaning.

Aims of the visit:

- To bring the Cathedral alive as a place of prayer and worship.
- To enhance teaching of the of RS/RE/your local syllabus: practices and ways of life in religions, worship, beliefs, symbols and religious expression, sacred places, and sacred occasions.



Key Stage Suitability:

- EYFS
- KS1
- KS2



London's burning!

History


Discover more about the Great Fire of London

- Explore the Crypt and Cathedral floor to find memorials from the pre-fire Cathedral that survived the Great Fire.
- Using visual aids and story-telling extend knowledge of the events of September 1666.
- Through role-play reflect on what it would have been like to experience the Great Fire of London.
- Learn about the rebuilding of the Cathedral under Sir Christopher Wren.
- Think about how London has changed since 1666.
- Understand the importance of St Paul's as a symbol of resurrection.



Aim of the visit:

- To bring this popular History topic to life and discover how St Paul's Cathedral rose from the ashes of the Great Fire of London.



Key Stage Suitability:

- EYFS
- KS1
- KS2



Visits linked to units of study on The Blitz

- Discover where bombs fell near to and on the Cathedral during World War 2
- Hear the stories of the volunteer Fire Watchers who protected St Paul's during the Blitz
- Learn about incendiary devices and gas masks. See and handle replicas
- Reflect on what life was like for children living in London at the time of the Blitz
- Understand the significance of St Paul's to the people of London during the war, and why the Cathedral is a symbol of resilience and resurrection today.



Aims of the visit:

- To explore how the Blitz affected St Paul's Cathedral
- Increase knowledge and understanding about the impact WW2 had on the lives of Londoners.




Key Stage Suitability:

- KS2




How and what was used to build St. Paul's Cathedral?

- Look for symmetrical designs, repeating patterns, arches, pillars and decorative plaster work/ironwork.
- Investigate height, width and length
- Identify and compare materials such as stone, wood and metal.
- Examine texture and shape.
- View the ceiling and floor mosaics.




Aim of the visit:

- To link the mathematical topics (shape, pattern, symmetry, measurement) and scientific topics (everyday materials) with the history, design and symbolism of the Cathedral.




Key Stage Suitability:

- EYFS
- KS1
- KS2




How was St. Paul's built?

- Spend time looking at the design of one of London's most treasured buildings
- Identify materials such as stone, wood and metal, and examine their properties
- Build an arch and find out about the forces and skills involved
- Explore the symbolism of light, a key element of Wren's design
- Experience the special places, memorials, art and objects that make St Paul's such an inspiring space for prayer and worship.



Aims of the visit:

- To enhance Maths and Science teaching about forces, materials and their properties, light, sound, shapes, size and measurement, in the context of Wren's masterpiece of design.



Key Stage Suitability:

- EYFS
- KS1
- KS2



Sensory taught sessions exploring Christian festivals

- Hear the Christmas story through a guided, costumed, sensory session
- Imagine what it would have been like to journey to Bethlehem
- Participate in a costumed procession to the manger
- Reflect on the meaning of Christmas for Christians
- Explore the Cathedral using handling objects, smells and costumes to engage with the story of Christmas
- Available November and December



Aims of the visit:

- Understand the chronology of the Christmas story
- Identify why this story is important to Christians
- Identify signs and symbols in the story



Key Stage Suitability:

- EYFS
- KS1
- KS2




Sensory taught sessions exploring Christian festivals

- Imagine what it would have been like to have witnessed the Easter Story
- Re-enact Palm Sunday - the day Jesus rode into Jerusalem
- Learn about the Feast of the Passover and discover how this meal turned into Jesus' Last Supper with His Disciples
- Use a range of sensory objects and smells to recall the story
- Reflect on the first Good Friday
- Hear about the wonder of the Resurrection.

Aims of the visit:

- Understand the chronology of the Easter story
- Identify why this story is important to Christians
- Identify signs and symbols in the story



Key Stage Suitability:

- EYFS
- KS1
- KS2



Dome and galleries

Explore our unique dome climb for a unique and amazing view across London!

Climb 378 steps for an amazing view of the City from the Stone Gallery!

Be prepared—We will send you risk assessment guidance when you book, however we always recommend that you do your own risk assessment prior to your visit. This can be booked with the team in advance and allows the teacher access to the Cathedral during sightseeing hours. Should anyone in your group be nervous/suffer from vertigo/mobility problems/asthma, please ensure that adults are available to remain with them at ground level in the Cathedral.

No children can be left unaccompanied.

Due to fire regulations, we regret there is no lift available to the Galleries.

Timings—Please allow a **minimum** of 45 minutes for the complete return climb . This is in addition to the time required for your guided session. You will be required to escort your students to the Galleries and **supervise them at all times**. The team from St. Paul's will not accompany you on the climb.



Guidance on ratios for climbing the dome and galleries:

0 - 2 years - one adult to three children

2 - 3 years - one adult to four children

4 - 8 years - one adult to six children

9 - 12 years - one adult to eight children

13 - 18 years - one adult to ten children

Please note that this is the minimum required, we expect you to ratio according to the needs of your students. Supervising adults must be spaced evenly throughout the group.

Visiting with students who are unable to climb the dome?

They don't have to miss out on the experience. We have a digital dome climb available which can be accessed via an internet enabled device. Speak to a member of the team to find out more.

How to book

All educational groups must book before visiting

The **quickest** and **easiest** way to book is via our dedicated online booking portal. Please **follow the link** below to our online **Booking Portal**. Here you can select your preferred date and time slots from the live calendar. Please select one timeslot per class or up to a maximum of 35 students. Once you have chosen, it will ask you to create an account and fill in the details of your visit. Once submitted, we will be able to confirm your visit and send out all the information you require and your visit invoice. You can also find example itineraries and information about pricing here too.

Guided sflstpaul.co.uk/tour/guided-visits/

Self-Guided sflstpaul.co.uk/tour/self-guided-visits/

Virtual sflstpaul.co.uk/tour/virtual-visits/

Bespoke SEND sessions

We can run any of our sessions fully tailored to your group. If you would like to discuss what we can offer for you please just contact us direct.

Visiting with students who may need additional support?

Please let us know as much information at the time of booking about your student's needs. This will allow us to plan and ensure that all student's get the maximum out of their visit to us.

We have lots available onsite including our 'Access to Learning' bundles which are available to support students with additional learning needs.

FREE online resources are available online to assist in preparation for your visit and to also help in the classroom after you have visited us.

To find out more visit our dedicated Learning Library, just search by key stage:

stpauls.co.uk/our-learning-library