

St Paul's Cathedral

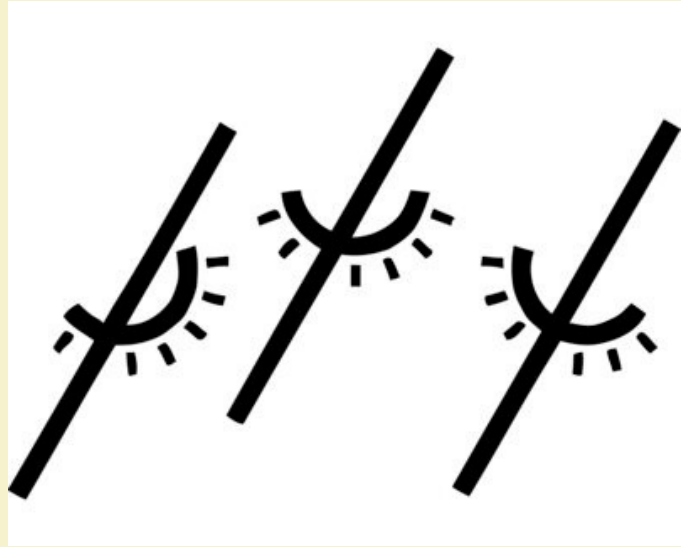
Visual Story for Self-Guided School Visits



This is St Paul's Cathedral. It is a church and everyone is welcome.




Look out for these symbols in the top corner.
They link to the senses that you might use in the space




Dark space



Noisy space



Busy space




Light space



Quiet space

Some of these senses might change during your visit.
For example, it might get noisier or busier.

This is the main entrance to the Cathedral



There are friendly security staff here; they are here to keep us safe.

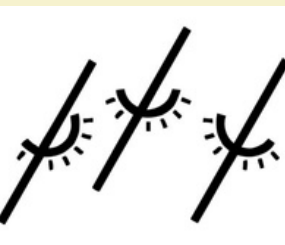


Enter here

If you are using a wheelchair, you might visit through this step free entrance




At the step free entrance you can get a lift fob from a Visitor Experience Assistant




This lift will take you downstairs to the Crypt and upstairs to the Cathedral Floor.



Hold the lift fob against the sensor and press either the 'Cathedral Floor' or 'Crypt' button.



When you enter the Cathedral, you will begin
by exploring the nave



Who will you meet in the Cathedral?



Security Staff

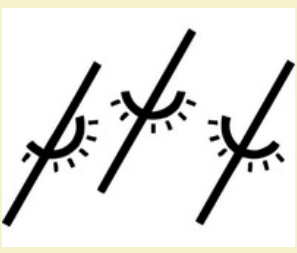

They might look in our bags to keep us safe



Visitor Experience Assistants

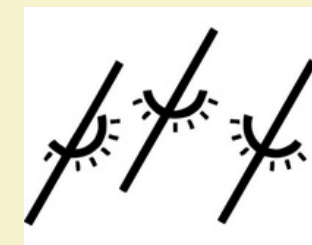


They work all around the Cathedral and are always on hand to help


There are toilets to use when you arrive
in the Crypt



Accessible toilets are also available

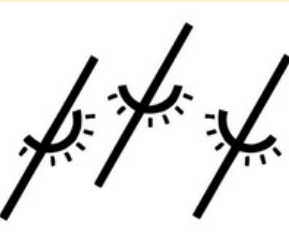

There is also a Cafe and Shop near the
toilets in the Crypt






**The following pages
show some places
in the Cathedral you
might see on your visit**

The Crypt





- This area is downstairs.
- It has lots of statues and memorials.
- You are allowed to walk over the graves and memorials on the floor.

There are stone steps to go upstairs to the Cathedral Floor or downstairs to the Crypt





- Hold on to the metal rail; it is cold to touch.
- Wheelchair users can use the lift to get up to the Cathedral Floor.

The West End




- This area is at the far end of the Cathedral Floor.
- The Great West Doors and Baptismal Font are here.
- You might see candles around the Cathedral. Please be careful when you are near them.

The Dome



- This area is in the middle of the Cathedral Floor.
- There are lots of chairs here where people sit.
- You might hear the organ playing and the hourly prayers.
- The entrance to the Dome Galleries is nearby. A member of staff will be here to sign your teacher/leader in.


The Quire



- This area is at the east end of the Cathedral Floor.
- There are 4 steps up or there is a lift.
- You might hear the organ playing and the hourly prayers.

The Dome Galleries

The Whispering Gallery: 257 steps up



The steps up the Whispering Gallery are shallow and dark.

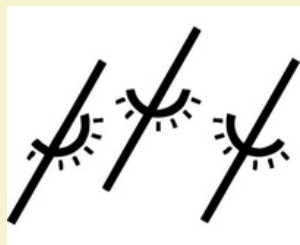


You have to go through some narrow corridors to get there.



The Whispering Gallery is inside the Cathedral. You cannot take photographs here.

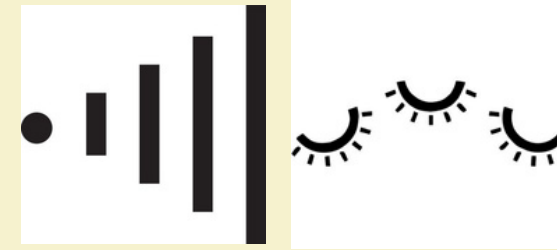
Steps



The Dome Galleries

The Stone Gallery: 376 steps up

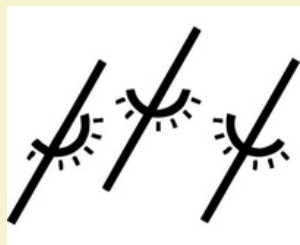
Outside



The steps up are twisty and dark.

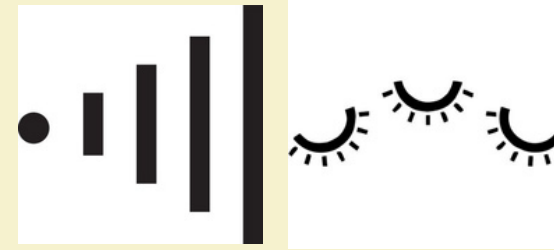


The Stone Gallery is outside. You can walk around the dome to see a view of London.



The Dome Galleries

The Golden Gallery: 528 steps up



The steps are narrow and high up.

The Golden Gallery is at the top of the dome. It is a small area so can get crowded. There is a view of London here too.

You need to be in KS3 or above to visit here.

We hope you enjoy your visit.

Take a look at our access page for more information.

<https://www.stpauls.co.uk/accessibility-cathedral>

For more fun activities see the link below:

<https://www.stpauls.co.uk/our-learning-library>

Thank you and see you soon! 😊